

# AC215 Series

Low & High Frequency Accelerometer, Side Exit Connector, 1000 mV/g



VIBRATION ANALYSIS HARDWARE



## Product Features

Designed for Low Speed Rotors, Wind Turbine Main Bearings, Gear Box Inputs, and May Also Be Used for High Frequency Detection.

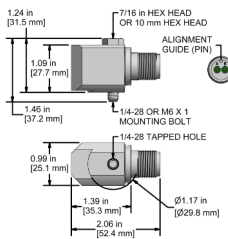
May be used with any application that requires low and high frequency measurements.

- ▶ 1000 mV/g Sensitivity
- ▶ 0.1 Hz to 8 kHz Frequency Response ( $\pm 3\text{dB}$ )
- ▶  $\pm 7\text{g}$ , peak Dynamic Range

### AC215-1D

2 Pin Connector

Connector Pin	Polarity
A	(+) Signal/Power
B	(-) Common

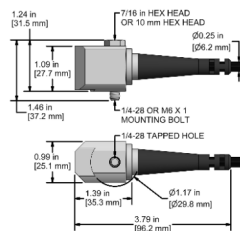


Stock Product

### AC215-2D

CB103 Integral Cable

Conductor	Polarity
Red	(+) Signal/Power
Black	(-) Common
Shield	Cable Drain Wire

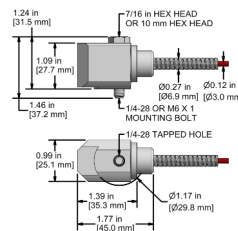


Built To Order

### AC215-3D

CB206 Armored Integral Cable

Conductor	Polarity
Red	(+) Signal/Power
Black	(-) Common
Shield	Cable Drain Wire

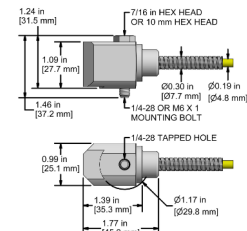


Built To Order

### AC215-6D

CB611 Heavy Duty Armored Integral Cable

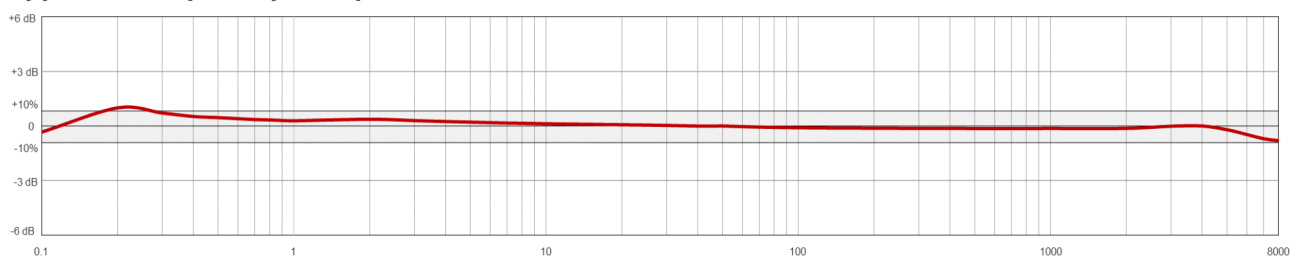
Conductor	Polarity
Red	(+) Signal/Power
Black	(-) Common
Shield	Cable Drain Wire



Built To Order

Specifications	Standard	Metric	Specifications	Standard	Metric
Part Number	AC215	M/AC215	<b>Environmental</b>		
Sensitivity ( $\pm 5\%$ )	1000 mV/g		Temperature Range	-58 to 250°	-50 to 121°C
Frequency Response ( $\pm 3\text{dB}$ )	6-480,000 CPM	0.1-8000 Hz	Maximum Shock Protection	5000 g, peak	
Frequency Response ( $\pm 10\%$ )	36-180,000 CPM	0.6-3000 Hz	Electromagnetic Sensitivity	CE	
Dynamic Range	$\pm 7\text{g}$ , peak		Sealing	Welded, Hermetic	
<b>Electrical</b>			<b>Physical</b>		
Settling Time	< 2 seconds		Sensing Element	PZT Ceramic	
Voltage Source (IEPE)	18-30 VDC		Sensing Structure	Shear Mode	
Constant Current Excitation	2-10 mA		Weight	5.7 oz	162 g
Spectral Noise @ 10 Hz	1.3 $\mu\text{g}/\sqrt{\text{Hz}}$		Case Material	316L Stainless Steel	
Spectral Noise @ 100 Hz	0.2 $\mu\text{g}/\sqrt{\text{Hz}}$		Mounting	Captive Bolt	
Spectral Noise @ 1000 Hz	0.1 $\mu\text{g}/\sqrt{\text{Hz}}$		Connector (Non-Integral)	2 Pin MIL-C-5015	
Output Impedance	< 100 ohm		Resonant Frequency	1,020,000 CPM	18000 Hz
Bias Output Voltage	10-14 VDC		Mounting Torque	2 to 5 ft. lbs.	2.7 to 6.8 Nm
Case Isolation	> $10^8$ ohm		Mounting Hardware	1/4-28 Captive Bolt	M6x1 Captive Bolt
			Calibration Certificate	CA10	

## Typical Frequency Response



Backed by our Unconditional Lifetime Warranty

www.ctconline.com | sales@ctconline.com | 585-924-5900