					
Sensor type		CS1	CS1HP	CSE1	CSE1,25	CS2	CSE2
Article No.		6610054	6610074	6610103	6610161	6610052	6610104
Measuring range	reduced	0.5 mm	0.5 mm	0.5 mm	0.625 mm	1 mm	1 mm
	nominal	1 mm	1 mm	1 mm	1.25 mm	2 mm	2 mm
	extended	2 mm	2 mm	2 mm	2.5 mm	4 mm	4 mm
Linearity <sup>1)</sup>		≤ ± 1.5 μm	≤ ± 1.5 μm	≤ ± 1 μm	≤ ± 1.25 μm	≤ ± 1 μm	≤ ± 2 μm
		≤ ± 0.15 % FSO	≤ ± 0.15 % FSO	≤ ± 0.1 % FSO	≤ ± 0.1 % FSO	≤ ± 0.05 % FSO	≤ ± 0.1 % FSO
Resolution <sup>1) 2)</sup>	static 2 Hz	0.75 nm	0.75 nm	0.75 nm	0.9 nm	1.5 nm	1.5 nm
	dynamic 8.5 kHz	20 nm	20 nm	20 nm	25 nm	40 nm	40 nm
Temperature stability	Zero <sup>5)</sup>	-170 nm/K	-60 nm/K	-60 nm/K	-65 nm/K	-170 nm/K	-170 nm/K
	Sensitivity	-32 nm/K	-10 nm/K	-10 nm/K	-50 nm/K	-64 nm/K	-64 nm/K
Temperature range	Operation	-50 ... +200 °C	-50 ... +200 °C	-50 ... +200 °C	-50 ... +200 °C	-50 ... +200 °C	-50 ... +200 °C
	Storage	-50 ... +200 °C	-50 ... +200 °C	-50 ... +200 °C	-50 ... +200 °C	-50 ... +200 °C	-50 ... +200 °C
Humidity <sup>3)</sup>		0 % ... 95 % r.H.	0 % ... 95 % r.H.	0 % ... 95 % r.H.	0 % ... 95 % r.H.	0 % ... 95 % r.H.	0 % ... 95 % r.H.
Dimensions		Ø10 × 21 mm	Ø10 × 20 mm	Ø8 × 12 mm	Ø10 × 22 mm	Ø20 × 24 mm	Ø14 × 22 mm
Active measuring area		Ø5.7 mm	Ø5.7 mm	Ø5.7 mm	Ø6.5 mm	Ø7.9 mm	Ø8.0 mm
Guard ring width		1.5 mm	1.5 mm	0.9 mm	1.6 mm	4.4 mm	2.7 mm
Minimum target diameter		Ø9 mm	Ø9 mm	Ø8 mm	Ø10 mm	Ø17 mm	Ø14 mm
Weight		8 g	8 g	3.5 g	8.2 g	50 g	20 g
Material	Housing	1.4404 <sup>4)</sup> (non-magn.)	NiFe (magn.)	NiFe (magn.)	1.4404 (non-magn.)	1.4404 <sup>4)</sup> (non-magn.)	1.4404 (non-magn.)
Connection		type B	type B	type C	type B	type B	type B
Mounting		clamping	clamping	clamping	clamping	clamping	clamping

FSO = Full Scale Output

<sup>1)</sup> Valid with reference controller, relates to standard measuring range

<sup>2)</sup> RMS value of the signal noise

<sup>3)</sup> Non condensing

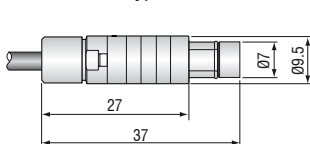
<sup>4)</sup> Titanium version available

<sup>5)</sup> Sensor mounted in the mid of clamping area

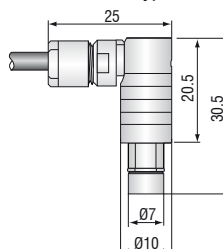
### Mounting cylindrical sensors

All sensors can be installed as both freestanding and flush units. The sensors can be clamped or fastened using a collet.

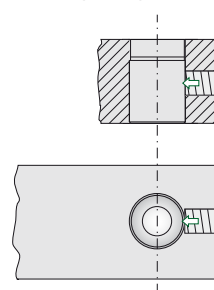
Connector type B



Connector type B/90



Mounting with grub screw (plastic)



Mounting with collet

